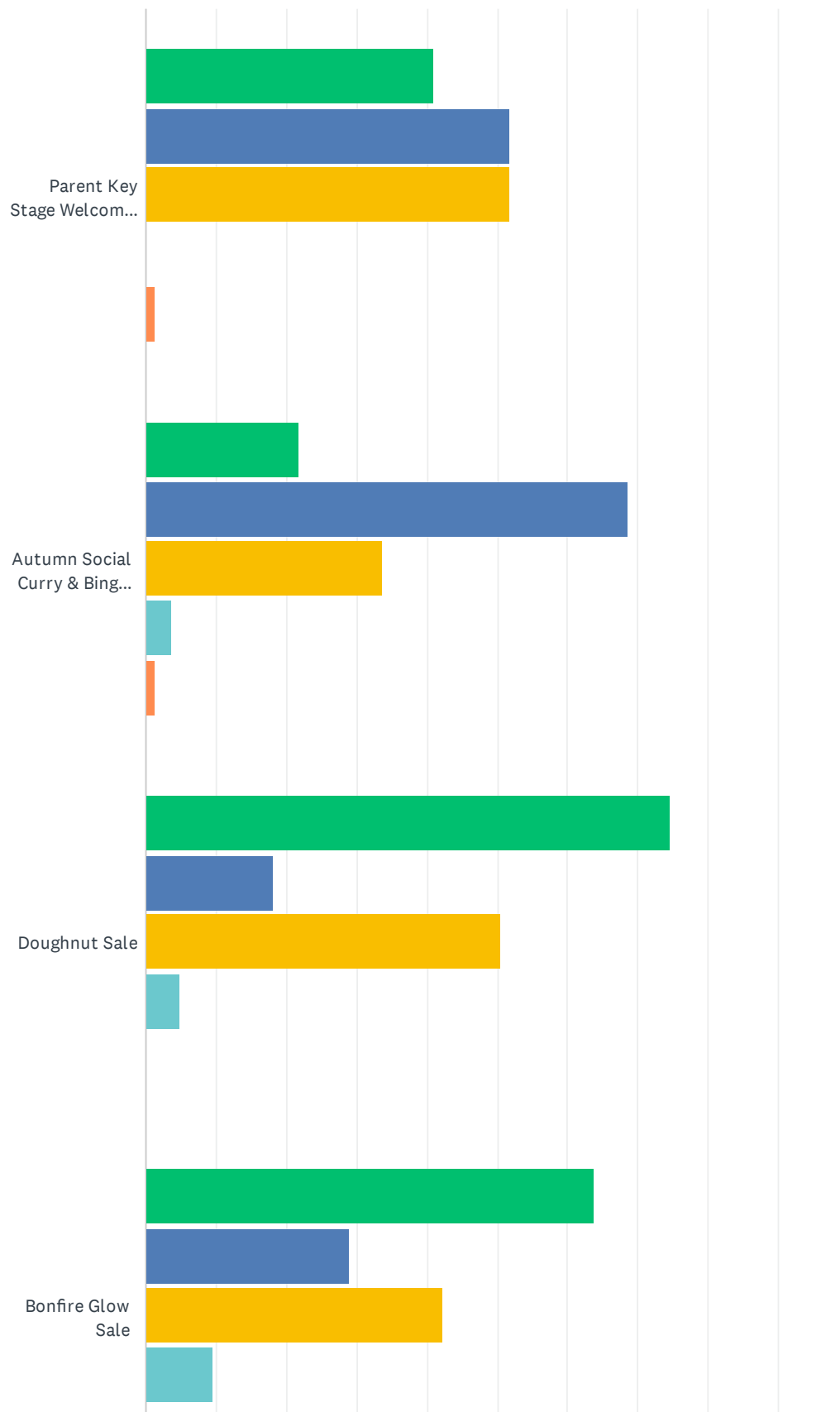
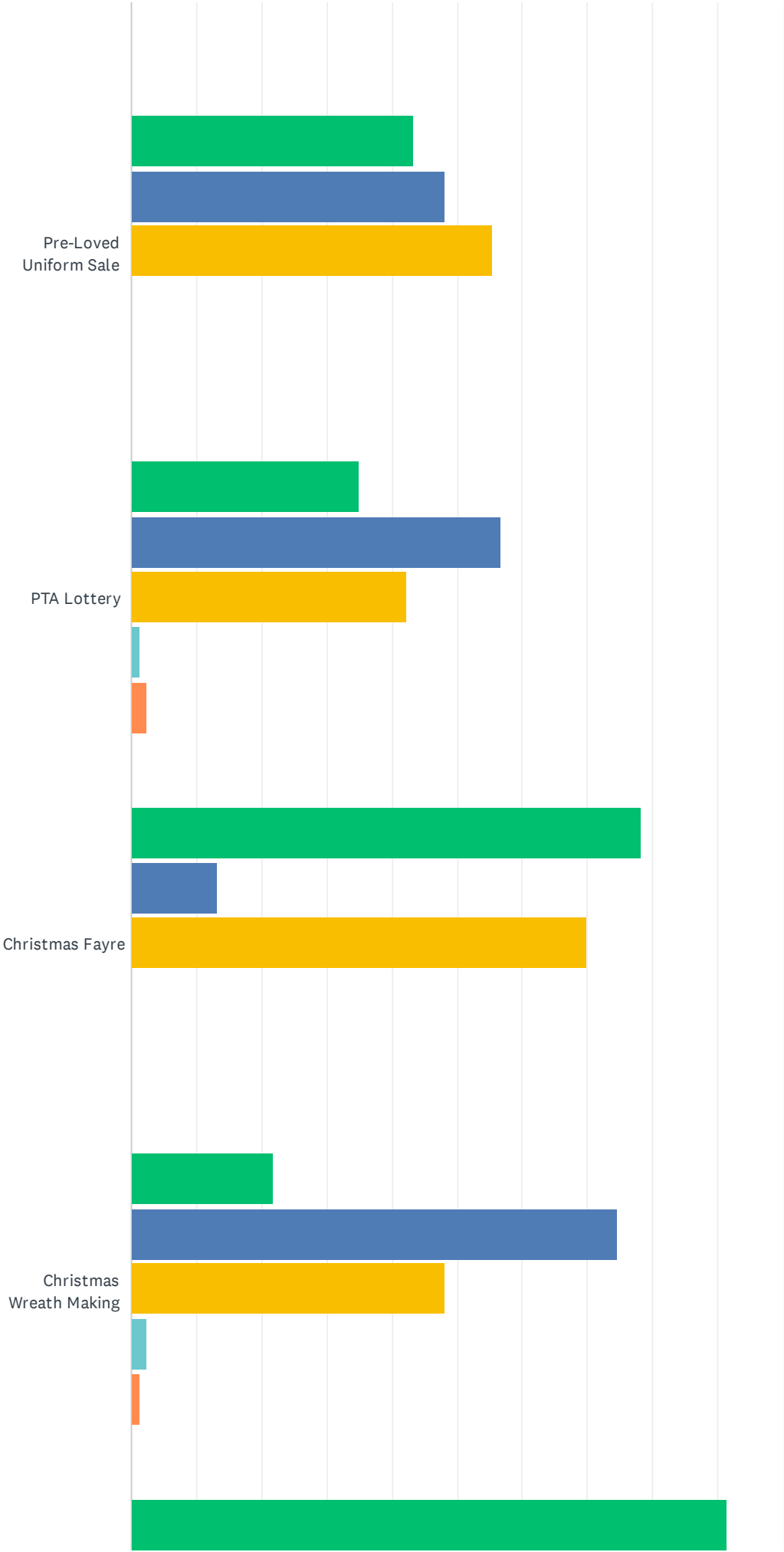
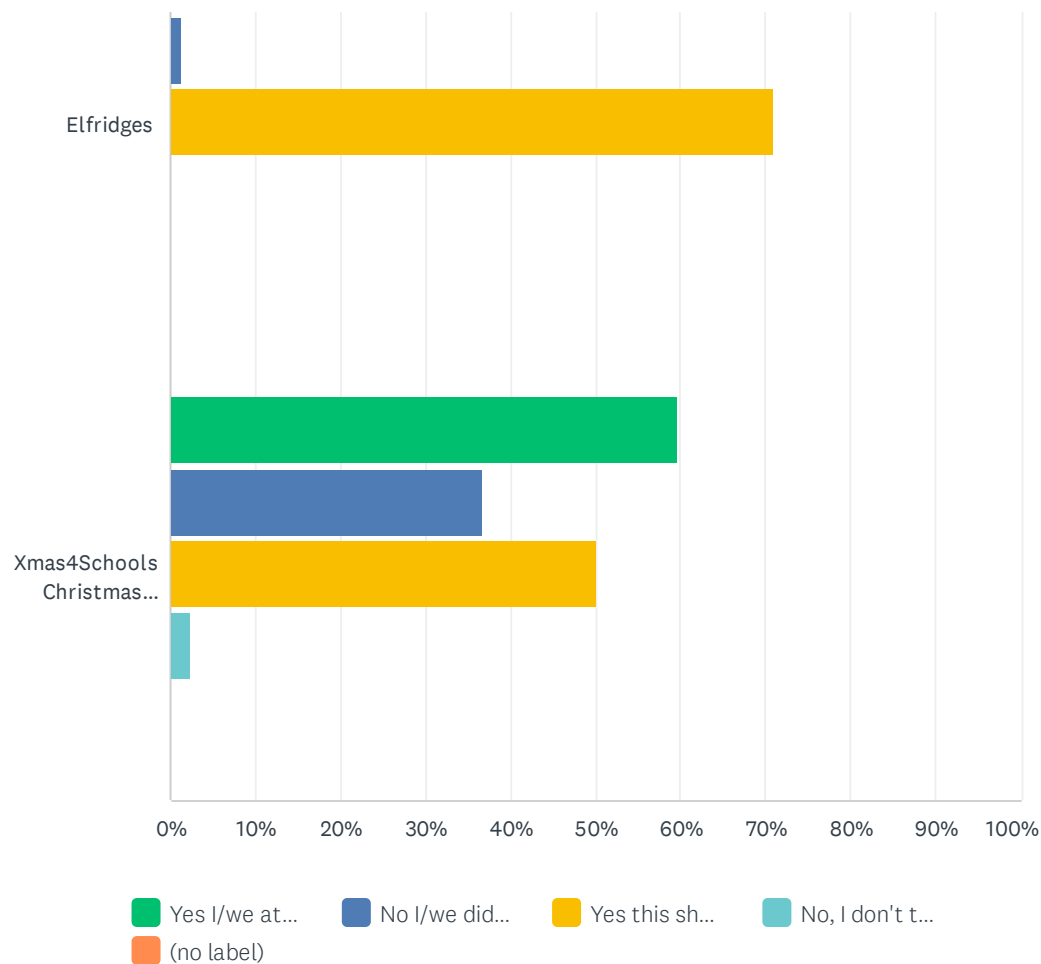


# Q1 For this school year so far, have you or your family participated in any of the following PTA events? If so, would you also like to see these as annual events?

Answered: 83 Skipped: 0







	YES I/WE ATTENDED/PARTICIPATED	NO I/WE DIDN'T ATTEND/PARTICIPATE	YES THIS SHOULD BE AN ANNUAL EVENT	NO, I DON'T THINK THIS EVENT SHOULD BE REPEATED	(NO LABEL)	TOTAL RESPONDENTS
Parent Key Stage Welcome Meeting Refreshments (cakes and drinks)	40.96% 34	51.81% 43	51.81% 43	0.00% 0	1.20% 1	86
Autumn Social Curry & Bingo Night	21.69% 18	68.67% 57	33.73% 28	3.61% 3	1.20% 1	86
Doughnut Sale	74.70% 62	18.07% 15	50.60% 42	4.82% 4	0.00% 0	86
Bonfire Glow Sale	63.86% 53	28.92% 24	42.17% 35	9.64% 8	0.00% 0	86
Pre-Loved Uniform Sale	43.37% 36	48.19% 40	55.42% 46	0.00% 0	0.00% 0	86
PTA Lottery	34.94% 29	56.63% 47	42.17% 35	1.20% 1	2.41% 2	86
Christmas Fayre	78.31% 65	13.25% 11	69.88% 58	0.00% 0	0.00% 0	86
Christmas Wreath Making	21.69% 18	74.70% 62	48.19% 40	2.41% 2	1.20% 1	86
Elfridges	91.57% 76	1.20% 1	71.08% 59	0.00% 0	0.00% 0	86
Xmas4Schools Christmas Cards/products	59.76% 49	36.59% 30	50.00% 41	2.44% 2	0.00% 0	86